

ACCOMMODATIONS SYMBOL LEGEND

- ★ 2 Twin Beds (convert to King) and Single Sofa Bed
- 2 Twin Beds (convert to King) and 1 Upper Pullman
- 2 Twin Beds (convert to King) and 2 Upper Pullmans
- † 2 Twin Beds (convert to King) and Double Sofa Bed
- ◆ Stateroom with 2 Porthole Windows

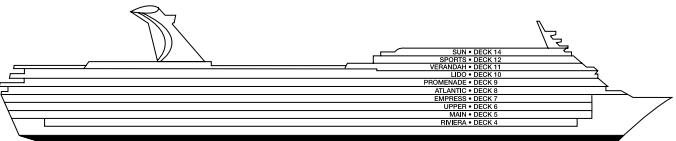
- ◁ Connecting staterooms (ideal for families and groups of friends)
- ★ Twin beds do not convert to a King Bed
- U Unisex Wheelchair Accessible Restroom

All accommodations are non-smoking.

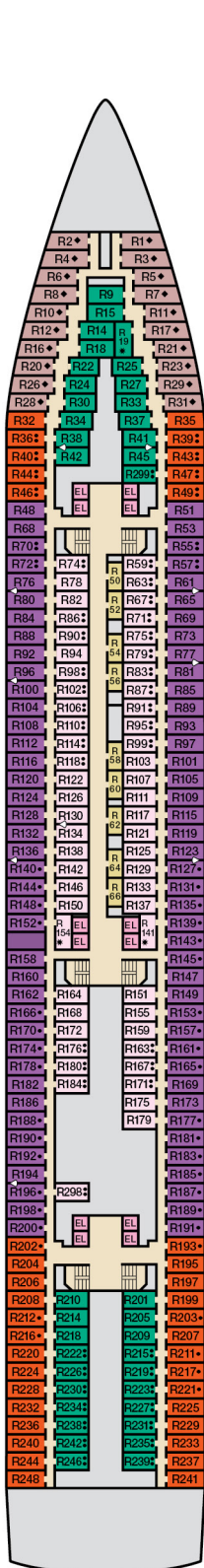
Accessible staterooms are available for guests with disabilities. Please contact Guest Access Services at 1-800-438-6744 ext. 70025 for details, or visit <http://www.carnival.com/about-carnival/special-needs.aspx>.

CATEGORIES

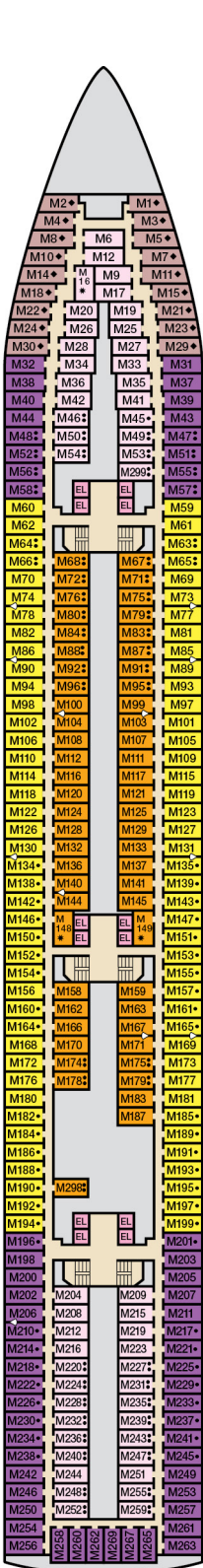
- 1A Interior Upper/Lower
- P1 Porthole
- 4A 4B 4C 4D 4E 4 Interior
- 6A 6B 6C 6D 6E Ocean View
- OB Junior Suite (obstructed views)
- 5 Junior Suite
- CS Grand Suite



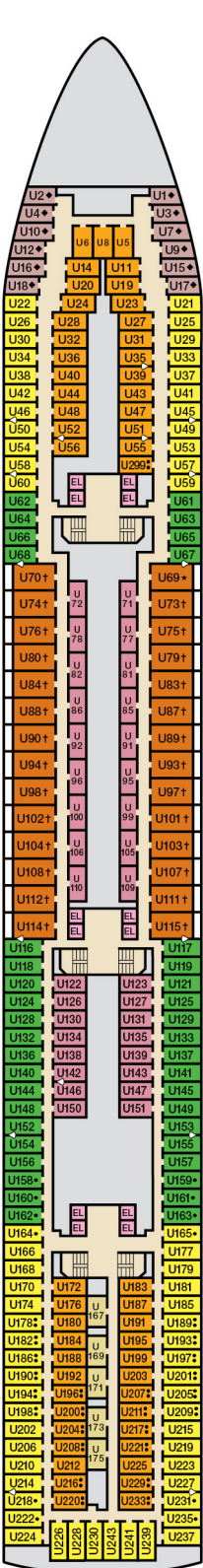
Gross Tonnage: 70,367 Length: 855 Feet Beam: 103 Feet
Cruising Speed: 21 Knots Guest Capacity: 2,054 (Double Occupancy)
Total Staff: 920 Registry: The Bahamas



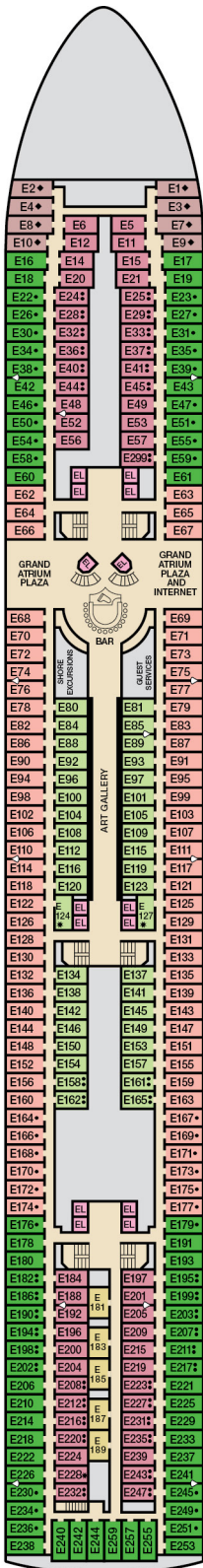
Riviera • Deck 4



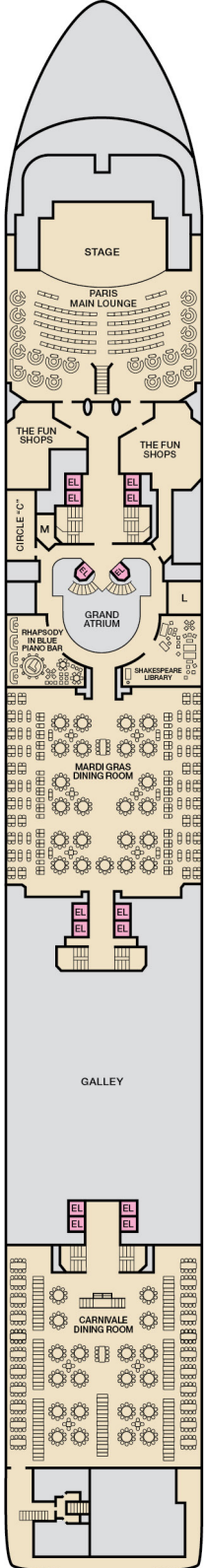
Main • Deck 5



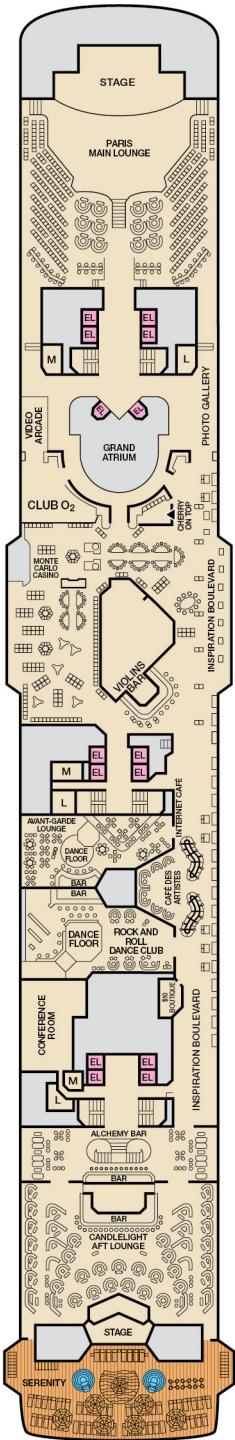
Upper • Deck 6



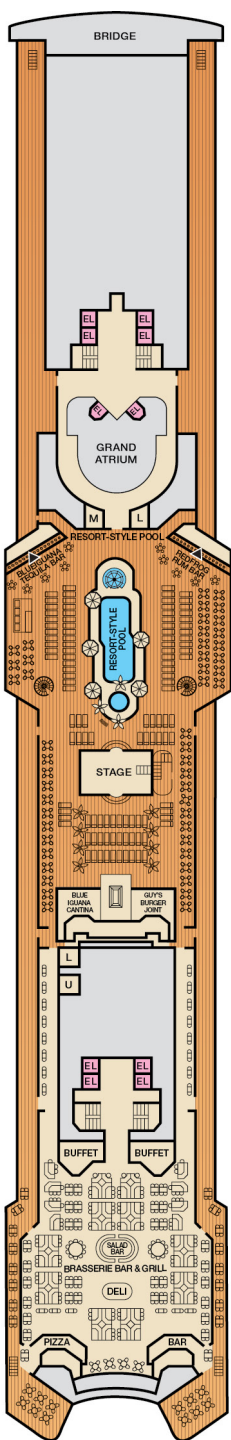
Empress • Deck 7



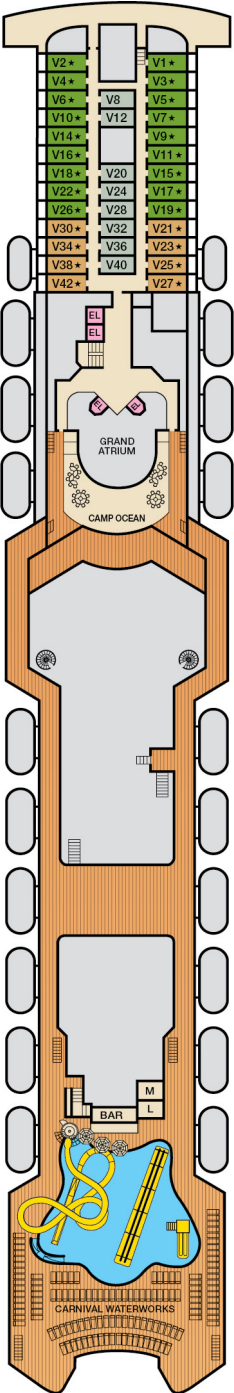
Atlantic • Deck 8



Promenade • Deck 9



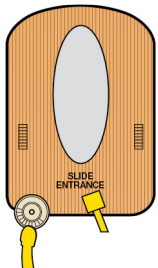
Lido • Deck 10



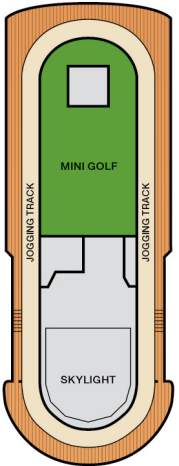
Verandah • Deck 11



Forward Sports • Deck 12



Aft Sports • Deck 12



Sun • Deck 14